

Behlen Country® Standard Chain Link Kennels

Galvanized

- Pre-assembled panels
- 1" Clearance under panels
- Open bottom vertical tubes for drainage
- Made in the U.S.A.



DESCRIPTION	L / W / H	LBS	ITEM NO.
Complete Kennel	10' x 10' x 6'	62	431006
Complete Kennel	6' x 8' x 4'	86	430684
Single Door Panel	10' x 6'	53	431106
Single Door Panel	6' x 4'	30	431604
Expansion Panel	10' x 6'	37	430106
Expansion Panel	6' x 4'	17	430604
Expansion Panel	8' x 4'	20	430804

Behlen Country® Value Chain Link Kennels

Galvanized

- Cast aluminum square corner fittings for ultimate strength and animal safety
- Center vertical support for added strength
- Pre-assembled panels
- 1" Clearance under panels
- Open bottom vertical tubes for drainage
- Made in the U.S.A.



DESCRIPTION	L / W / H	LBS	ITEM NO.
Complete Kennel	10' x 10' x 6'	175	441006
Complete Kennel	6' x 8' x 4'	93	440684
Single Door Panel	10' x 6'	56	401106
Single Door Panel	6' x 4'	31	401604
Expansion Panel	10' x 6'	40	400106
Expansion Panel	6' x 4'	18	400604
Expansion Panel	8' x 4'	22	400804

A Complete Line of Products for Your Country Lifestyle:



Big Valley®



Horseman's Choice™



Magnum Kennels™



Gates & Corrals



Water Tanks



Feed Bunks



Drinkers

Behlen
COUNTRY
Farm & Ranch Equipment

WORLD HEADQUARTERS:
Behlen Mfg. Co.
P.O. Box 569
Columbus, NE 68602-0569
Phone: 800-447-2751
Fax: (402) 563-7447

WESTERN PLANT:
Behlen Mfg. Co.
4000 23rd St.
Baker City, OR 97814
Phone: 800-447-2751
Fax: (402) 563-7447

EASTERN PLANT:
Behlen Mfg. Co.
101 Rosser-Wyatt Road
Huntingdon, TN 38344-0466
Phone: 800-447-2751
Fax: (402) 563-7447



Behlen[®]
COUNTRY
Farm & Ranch Equipment

Behlen Country[®]
Dog Kennels

More than just a kennel to your dog, this is Home.

Presenting the complete kennel collection from Behlen Country.

We have all of the pet containment products to safely and comfortably house any dog. Plus, you can get all of these great products from one convenient source, delivered right to your store on our BMCT trucks, along with the high quality livestock and equine products you already source from Behlen Country.



Behlen Country[®] Magnum Kennels[™]

Strongest and most durable kennel available. No other kennel features 6 gauge wire mesh. Twenty-five percent thicker than others to contain the most active dogs. Hot-dipped galvanization covers all weld points, exposed steel and joints for years of durability in the harshest of environments.

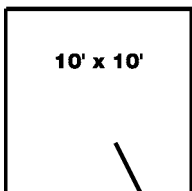
Hot-Dipped Galvanized

- Rust inhibiting hot-dipped galvanized coating for years of rust free performance
- Stronger than other welded wire kennels due to the center vertical support and heavy gauge mesh
- Long lasting 2" x 4" 6 gauge hot-dipped mesh – the heaviest in the industry
- Heavy 1-5/8" hot-dipped galvanized tubular frame
- Plated, lockable, slam latch
- Modular and portable
- Recommended for residential and commercial operations
- Easy assembly, no tools required
- Wire mesh and sun shade tops available
- Made in the U.S.A.

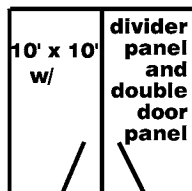


DESCRIPTION Magnum Kennel [™]	L/W/H	#DOORS	LBS	ITEM NO.
Complete Kennel	10' x 10' x 6'	1	408	38100229
Complete Kennel	5' x 10' x 6'	1	321	38100339
Single Door Panel	10' x 6'	1	97	38100019
Double Door Panel	10 x 6'	2	125	38100099
Single Door Panel	5' x 6'	1	62	38100079
Expansion Panel	10' x 6'	0	90	38140069
Expansion Panel	5' x 6'	0	90	38100089

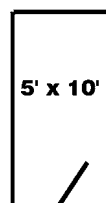
Magnum Kennel[™] Kits



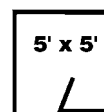
10' x 10'
10' x 10' x 6' High
(3) 10' Side Panels
(1) 10' Door Panel
-Each Panel in-cludes connectors



10' x 10'
10' x 10' x 6' High
w/Divider Panel & Double Door Panel
(4) 10' Side Panels
(1) 10' Double Door Panel
-Each Panel includes connectors



5' x 10'
5' x 10' x 6' High
(2) 10' Side Panels
(1) 5' Side Panel
(1) 5' Door Panel
-Each Panel in-cludes connectors



5' x 5'
5' x 5' x 6' High
(3) 5' Side Panels
(1) 5' Door Panel
-Each Panel in-cludes connectors

Behlen Country[®] Club Kennels™

Powder Coated

- Rust inhibiting zinc rich primer, top coated with our premium gray powder coat paint provides an attractive appearance and longer life
- Robust 1-5/8" tubing and heavy 9 gauge 2" x 4" mesh
- Configurable to fit any size yard or dog
- A stronger more secure and attractive alternative to chain link kennels
- Easy to assemble no tools required
- Wire mesh and sun shade tops available
- Residential use only
- **Made in the U.S.A.**



DESCRIPTION Club Kennel™	L / W / H	LBS	ITEM NO.
Complete Kennel	10' x 10' x 6'	229	38140347
Complete Kennel	5' x 10' x 6'	212	38140337
Single Door Panel	10' x 6'	70	38140217
Single Door Panel	5' x 6'	47	38140127
Double Door Panel	10' x 6'	91	38140397
Expansion Panel	10' x 6'	53	38140137
Expansion Panel	5' x 6'	31	38140117

Kennel Accessories

A. Swingout Feeder

- Allows feeding and watering without entering kennel
- Includes 2 stainless steel bowls (field installation required)
- For Magnum Kennel™ only



B. Steel Mesh Top

- Turns kennel into a secure cage
- Constructed of heavy duty welded wire
- Hot-dipped galvanized
- Fastened with strong, easy-to-use butterfly connectors



C. Sunblock Top™

- Made of woven 100% UV-treated polypropylene with reinforced brass grommets
- Reduces the temperature inside the kennel by up to 15°F
- Not for use with ice or snow loads, not waterproof



D. EZ Roof

- Designed to keep pets cleaner, drier, healthier and happier
- Includes a steel frame and poly tarp rain cover
- Not for use with ice or snow loads
- The optional Anchor Kit is strongly recommended
- For use with chain link kennels only



E. Anchor Kit

- Includes 4 anchors, a drive rod and 4 wire rope clamps
- No digging required

F. Slam Latch

- This latch is made to work with the Club Kennel™
- Latch can be shut from the inside or outside of kennel and will automatically latch

DESCRIPTION	L / W	LBS	ITEM NO.
A. Swingout Feeder	25" x 6"	10	38100257
B. Steel Mesh Top	10' x 10'	171	38140029
B. Steel Mesh Top	5' x 10'	77	38140019
C. Sun Block Top	10' x 10'	5	900901
C. Sun Block Top	6' x 8'	4	900904
C. Sun Block Top	5' x 10'	3	900908
D. EZ Roof/Chainlink	10' x 10'	21	9001010
E. Anchor Kit	-	4	900672M
F. Slam Latch	-	2	38900128